

Date: 01/11/07

Current Geography Selection: (1 Selected) Counties: Midland County

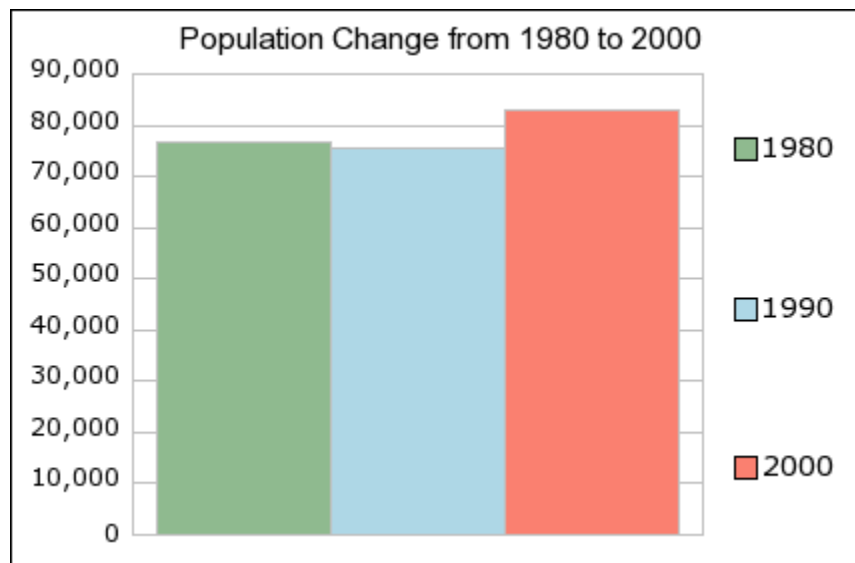
Your title for this geography: Midland County

Current Index Base: Entire US

Census Trend 1980 - 2000 Summary Report with Charts

Basic Variables

	1980	1990	Percent Change	
			1980 to 1990	1990 to 2000
Population	76,535	75,651	-1.2%	9.5%
Percent Female	50.0%	50.6%	0.1%	10.3%
Percent Male	50.0%	49.4%	-2.4%	8.8%
Total Households	25,434	27,791	9.3%	14.3%
Average Household Size	2.95	2.67	-9.2%	-4.2%
Family Population	68,462	64,969	-5.1%	8.2%
Group Quarters Population	1,603	1,343	-16.2%	8.6%



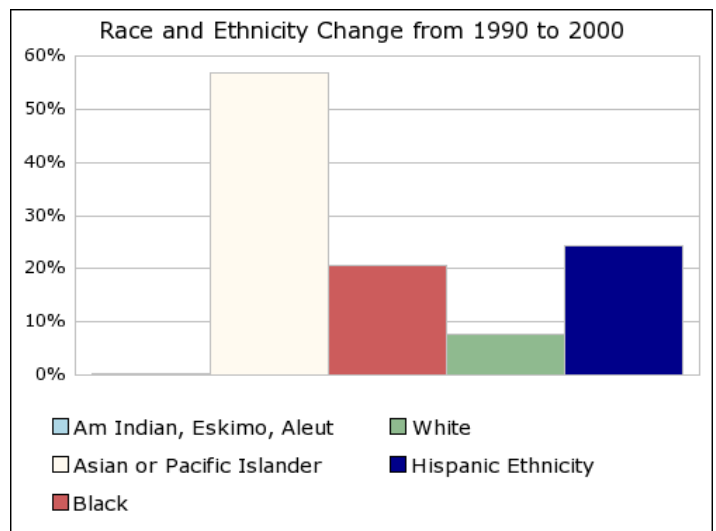
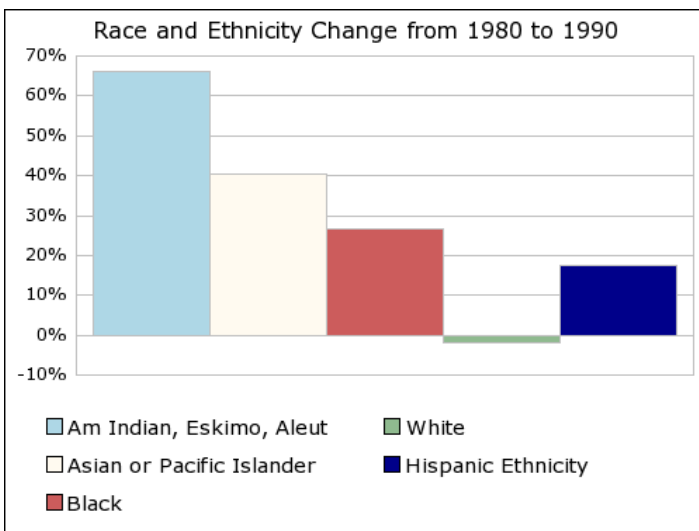
Household Income

	1980	1990	Percent Change	
			1980 to 1990	1990 to 2000
Median Household Income	\$23,110	\$33,989	47.1%	34.5%
Average Household Income	\$23,954	\$42,297	76.6%	42.9%
Per Capita Income	\$8,014	\$15,629	95.0%	48.3%
\$ 0 - \$9,999	5,426	3,537	-34.8%	-38.2%
\$ 10,000 - \$14,999	2,859	2,144	-25.0%	-13.8%
\$ 15,000 - \$19,999	3,147	2,408	-23.5%	-16.6%
\$ 20,000 - \$29,999	3,857	4,095	6.2%	0.6%
\$ 30,000 - \$39,999	5,207	3,993	-23.3%	-0.8%
\$ 40,000 - \$49,999	1,526	3,282	115.1%	-7.9%
\$ 50,000 - \$74,999	1,818	4,937	171.6%	22.9%
\$ 75,000 +	1,602	3,389	111.5%	152.5%
\$ 75,000 - \$99,999	1,243	1,849	48.8%	96.9%

\$100,000 +	359	1,540	329.0%	4,917	219.3%
\$100,000 - \$124,999		789		1,933	145.0%
\$125,000 - \$149,999		329		1,208	267.2%
\$150,000 +		422		1,776	320.9%

Race and Ethnicity

	1980	1990	Percent Change		
			1980 to 1990	1990 to 2000	
American Indian, Eskimo, Aleut	201	334	66.2%	335	0.3%
Asian	572	804	40.6%	1,261	56.8%
Other	416	328	-21.2%	361	10.1%
Black	568	719	26.6%	868	20.7%
White	74,760	73,466	-1.7%	79,148	7.7%
Hispanic Ethnicity	880	1,035	17.6%	1,287	24.3%



Housing Units

	1980	1990	Percent Change		
			1980 to 1990	1990 to 2000	
Owner Occupied Housing	20,118	21,383	6.3%	24,893	16.4%
Renter Occupied Housing	5,316	6,408	20.5%	6,876	7.3%

Current year data is for the year **2006**, 5 year projected data is for the year **2011**. More About Our Data.
 Demographic data © 2006 by Experian/Applied Geographic Solutions.
 Traffic Count data © 2005 by GDT. All rights reserved.
 Business List data © 2005 by InfoUSA. All rights reserved.