

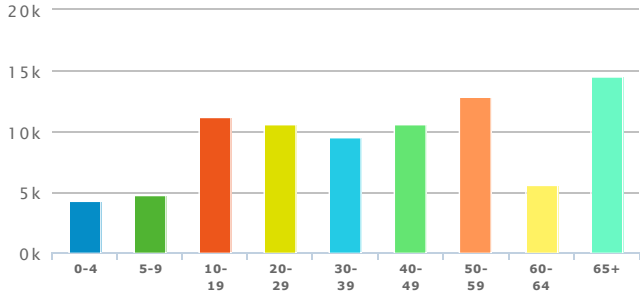
# Report

Demographics Report (Midland County, Michigan)

Population (2016)	
	TOTAL
Population (2016)	83,914

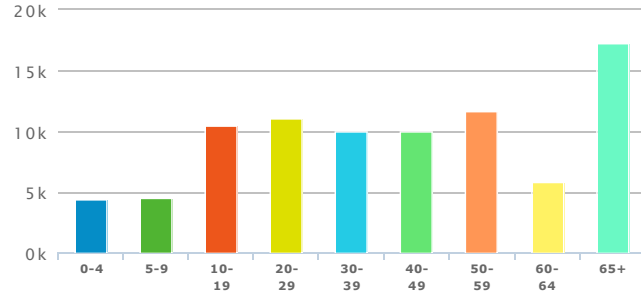
Population (2021)	
	TOTAL
Population (2021)	85,103

## Age Distribution (2016)



	TOTAL	%
0-4	4,301	5.13
5-9	4,754	5.67
10-19	11,143	13.28
20-29	10,595	12.63
30-39	9,577	11.41
40-49	10,611	12.65
50-59	12,842	15.3
60-64	5,565	6.63
65+	14,526	17.31

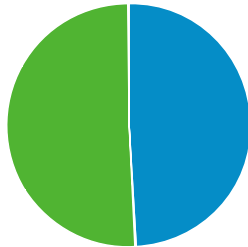
## Age Distribution (2021)



	TOTAL	%
0-4	4,355	5.12
5-9	4,470	5.25
10-19	10,461	12.29
20-29	11,024	12.95
30-39	10,037	11.79
40-49	9,951	11.69
50-59	11,654	13.69
60-64	5,855	6.88
65+	17,296	20.32

## Sex (2016)

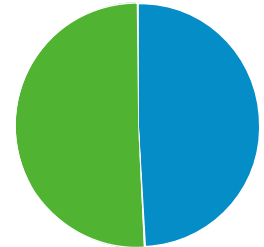
Male  
Female



	TOTAL	%
Male	41,281	49.19
Female	42,633	50.81

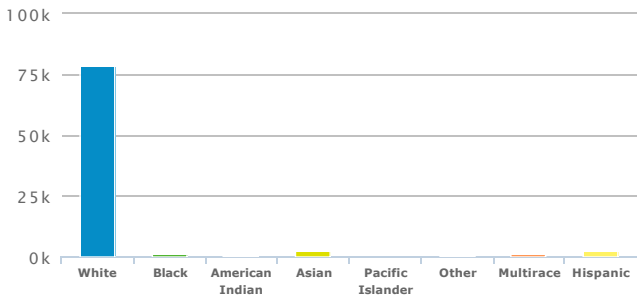
## Sex (2021)

Male  
Female



	TOTAL	%
Male	41,830	49.15
Female	43,273	50.85

### Race and Ethnicity Distribution (2016)

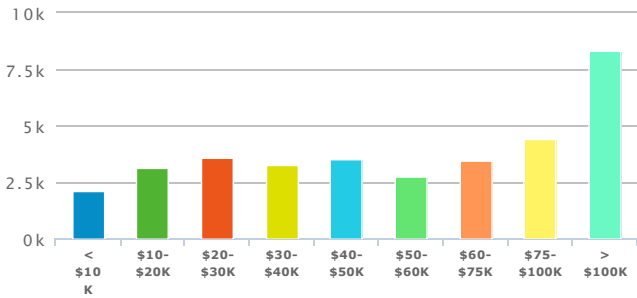


	TOTAL	%
<b>White</b>	<b>78,503</b>	<b>93.55</b>
<b>Black</b>	<b>1,181</b>	<b>1.41</b>
<b>American Indian</b>	<b>306</b>	<b>.36</b>
<b>Asian</b>	<b>2,090</b>	<b>2.49</b>
<b>Pacific Islander</b>	<b>40</b>	<b>.05</b>
<b>Other</b>	<b>369</b>	<b>.44</b>
<b>Multirace</b>	<b>1,425</b>	<b>1.7</b>
<b>Hispanic</b>	<b>2,186</b>	<b>2.61</b>

### Total Households (2016)

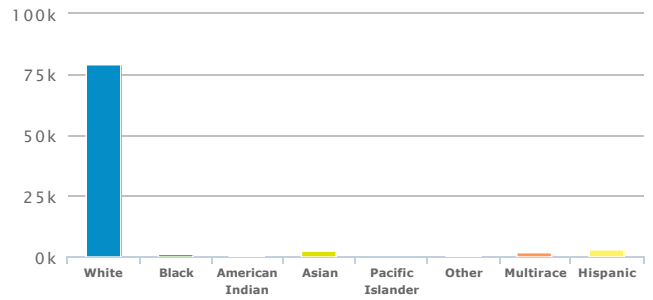
	TOTAL	%
<b>Households</b>	<b>34,680</b>	
<b>Families</b>	<b>23,226</b>	<b>66.97</b>

### Household Income Distribution (2016)



	TOTAL	%
<b>&lt; \$10 K</b>	<b>2,145</b>	<b>6.19</b>
<b>\$10-\$20K</b>	<b>3,164</b>	<b>9.12</b>
<b>\$20-\$30K</b>	<b>3,587</b>	<b>10.34</b>
<b>\$30-\$40K</b>	<b>3,280</b>	<b>9.46</b>
<b>\$40-\$50K</b>	<b>3,553</b>	<b>10.25</b>
<b>\$50-\$60K</b>	<b>2,784</b>	<b>8.03</b>
<b>\$60-\$75K</b>	<b>3,458</b>	<b>9.97</b>
<b>\$75-\$100K</b>	<b>4,404</b>	<b>12.7</b>
<b>&gt; \$100K</b>	<b>8,305</b>	<b>23.95</b>

### Race and Ethnicity Distribution (2021)

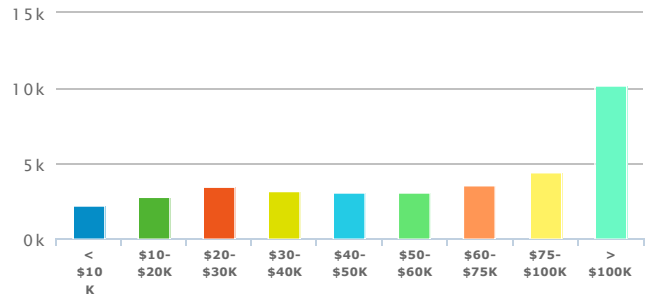


	TOTAL	%
<b>White</b>	<b>79,018</b>	<b>92.85</b>
<b>Black</b>	<b>1,329</b>	<b>1.56</b>
<b>American Indian</b>	<b>342</b>	<b>.4</b>
<b>Asian</b>	<b>2,360</b>	<b>2.77</b>
<b>Pacific Islander</b>	<b>42</b>	<b>.05</b>
<b>Other</b>	<b>418</b>	<b>.49</b>
<b>Multirace</b>	<b>1,594</b>	<b>1.87</b>
<b>Hispanic</b>	<b>2,725</b>	<b>3.2</b>

### Total Households (2021)

	TOTAL	%
<b>Households</b>	<b>36,023</b>	
<b>Families</b>	<b>23,339</b>	<b>64.79</b>

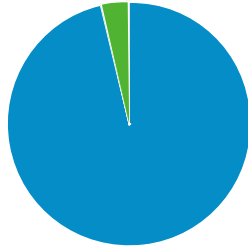
### Household Income Distribution (2021)



	TOTAL	%
<b>&lt; \$10 K</b>	<b>2,166</b>	<b>6.01</b>
<b>\$10-\$20K</b>	<b>2,783</b>	<b>7.73</b>
<b>\$20-\$30K</b>	<b>3,445</b>	<b>9.56</b>
<b>\$30-\$40K</b>	<b>3,206</b>	<b>8.9</b>
<b>\$40-\$50K</b>	<b>3,053</b>	<b>8.48</b>
<b>\$50-\$60K</b>	<b>3,089</b>	<b>8.58</b>
<b>\$60-\$75K</b>	<b>3,600</b>	<b>9.99</b>
<b>\$75-\$100K</b>	<b>4,457</b>	<b>12.37</b>
<b>&gt; \$100K</b>	<b>10,224</b>	<b>28.38</b>

### Labor Force Status (2016)

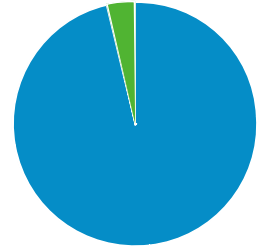
■ Employed  
■ Unemployed



	TOTAL	%
Labor Force	41,041	
Employed	39,497	96.24
Unemployed	1,537	3.75
In Armed Forces	7	
Not In Labor Force	27,313	

### Labor Force Status (2021)

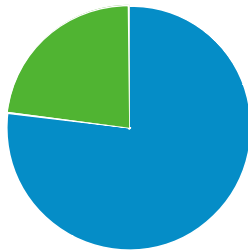
■ Employed  
■ Unemployed



	TOTAL	%
Labor Force	42,229	
Employed	40,655	96.27
Unemployed	1,567	3.71
In Armed Forces	7	
Not In Labor Force	28,098	

### Total Number of Housing (2016)

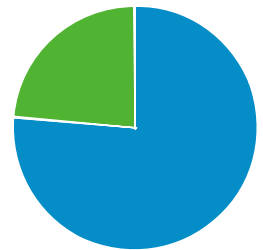
■ Owner-Occupied Dwellings  
■ Renter-Occupied Dwellings



	TOTAL	%
Total Dwellings	36,452	
Owner-Occupied Dwellings	26,698	76.98
Renter-Occupied Dwellings	7,982	23.02
Housing Units Occupied	34,680	95.14

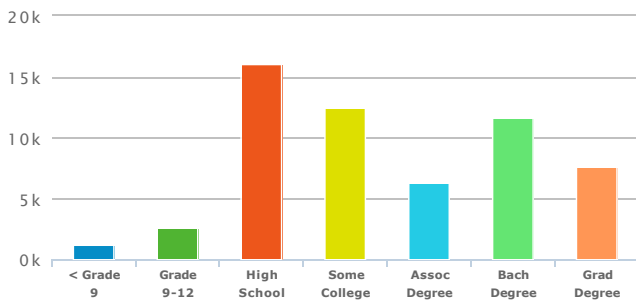
### Total Number of Housing (2021)

■ Owner-Occupied Dwellings  
■ Renter-Occupied Dwellings



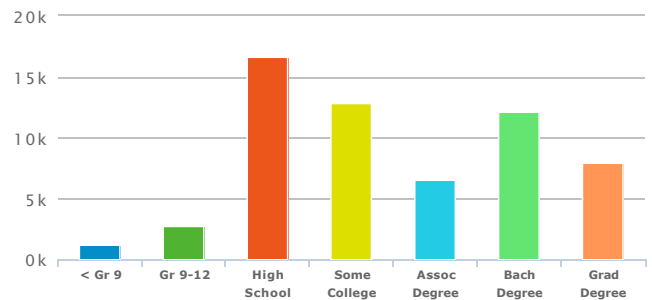
	TOTAL	%
Total Dwellings	37,841	
Owner-Occupied Dwellings	27,544	76.46
Renter-Occupied Dwellings	8,479	23.54
Housing Units Occupied	36,023	95.2

### Education Attainment (2016)



	TOTAL	%
Population Age 25+	58,188	
< Grade 9	1,204	2.07
Grade 9-12	2,675	4.6
High School	16,123	27.71
Some College	12,488	21.46
Assoc Degree	6,320	10.86
Bach Degree	11,717	20.14
Grad Degree	7,661	13.17

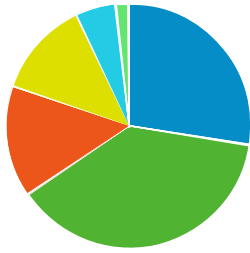
### Education Attainment (2021)



	TOTAL	%
Population Age 25+	60,138	
< Gr 9	1,232	2.05
Gr 9-12	2,764	4.6
High School	16,659	27.7
Some College	12,916	21.48
Assoc Degree	6,527	10.85
Bach Degree	12,119	20.15
Grad Degree	7,921	13.17

**Size of Household (2016)**

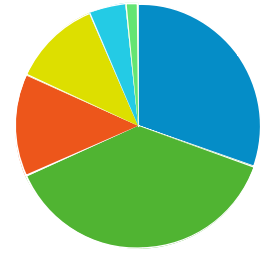
- 1 Person
- 2 Person
- 3 Person
- 4 Person
- 5 Person
- 6+ Person



	TOTAL	%
1 Person	9,505	27.41
2 Person	13,034	37.58
3 Person	5,044	14.54
4 Person	4,364	12.58
5 Person	1,848	5.33
6+ Person	603	1.74

**Size of Household (2021)**

- 1 Person
- 2 Person
- 3 Person
- 4 Person
- 5 Person
- 6+ Person



	TOTAL	%
1 Person	10,866	30.16
2 Person	13,571	37.67
3 Person	4,824	13.39
4 Person	4,167	11.57
5 Person	1,758	4.88
6+ Person	571	1.59

Source: Applied Geographic Solutions, 2016